



Making a Weight lifter

1



X 1



X 1



2



X 1



3




X 1



X 1



X 1




4

- X 1
- (long) X 2
- X 2




5

- X 2




6

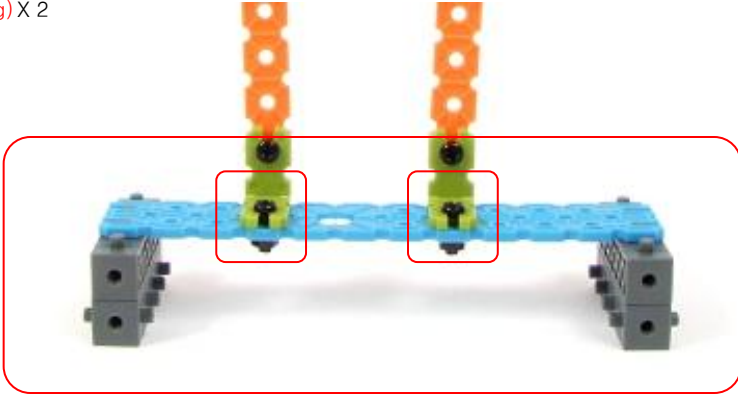
- X 4
- X 2
- (long) X 2
- X 2



7



8







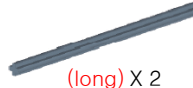










END



Part List of a Weight lifter

 X 1  X 1	 X 1	 X 1  X 1  X 1	 X 1  (long) X 2  X 2	 X 2
 X 4  X 2  (long) X 2  X 2		 X 1  X 4  (long) X 2  X 2		

Total Part List

 X 1
  X 1
  X 4
  X 4
  (long) X 2
  X 1
 X 2
 X 1
 X 1
 X 1
 (long) X 4
 X 4
 X 1
 X 4
 X 1